

2018 Annual Report



53 individuals
employed by **39**
employers

Mission Statement

The Darke County Board of Developmental Disabilities exists to help people live their best lives. We recognize that all people are valuable and have potential. It is the mission of our agency to empower people with developmental disabilities to explore possibilities for their lives by maximizing independence, community participation, employment, and economic self-sufficiency in their daily life experiences.

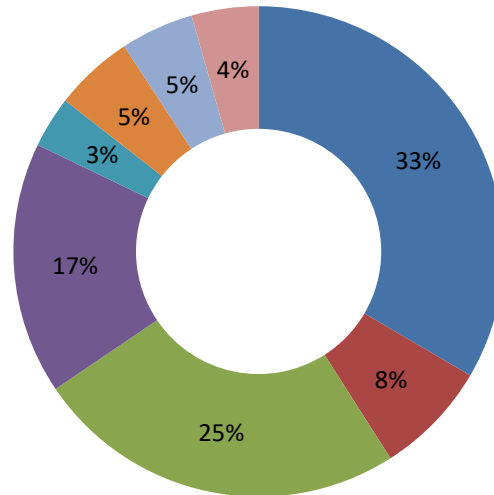


Facebook likes: 1,621
(an increase of 316 from 2017)



Facebook followers: 1,602
(an increase of 318 from 2017)

Expenses by Service



- Match for Federal Funds \$1,250,000
- Community Living \$281,405
- Service Coordination \$918,222
- Administration \$621,599
- Services for Adults \$126,814
- Services for Children \$195,104
- Facility Maintenance & Utilities \$180,285
- Interfund transfers/Other \$165,009

State and Local Levy Funds to Serve Individuals through Private Providers

Person Centered Services	\$1,318,397.04
Consumer Support Services	\$669,562.86
Toward Independence	\$568,371.13
Independent Providers (multiple)	\$535,020.53
Champaign Residential	\$516,803.45
Divine Residential Living	\$472,276.79
Your Happy Place	\$396,619.61
UCM Day Services	\$366,291.44
Maggy's Home Health Care	\$314,064.44
MPA Services	\$269,468.54
The CA Group, Inc.	\$230,834.43
Destiny Home Health Agency	\$212,630.35
Small Agency Providers (multiple)	\$174,649.36
T&D of Ohio	\$124,095.21
Dependable Community Living	\$75,067.12
Caregiver Homes of Ohio	\$70,926.80



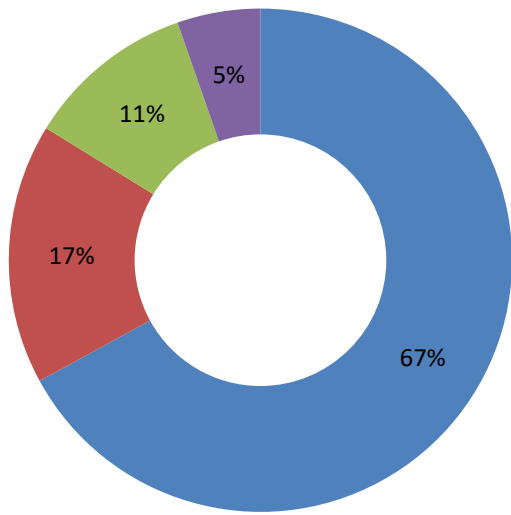
Served

130

children in Early
Intervention (ages
birth to 3 years old)

"Never underestimate the difference you can make in the lives of others"

- Pablo



Revenue \$4,510,841

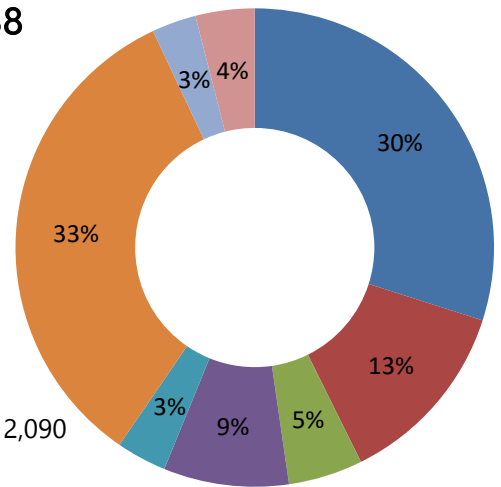
- Property Taxes \$3,024,060
- Medicaid funding \$755,487
- Federal/State funding \$490,164
- Interfund transfers/other \$241,130



There are **32** independent providers & **31** agency providers in Darke County

Expenses \$3,738,438

- Wages \$1,118,723
- Employee Benefits \$476,655
- Supplies/Other \$188,228
- Contracted Services \$316,418
- Interagency Costs \$126,987
- Medicaid Match \$1,250,000
- Facility Maintenance & Utilities \$112,090
- Interfund transfers \$149,337



Waiver Information
80 IO Waivers
68 Level 1 Waivers
12 SELF Waivers
 Quick Fact: 6 were new in 2018

Completed **32** eligibility assessments, age 6 and up, finding **26** eligible including 14 newly eligible

Adults received services in:

Facility or Community Based Day programs:	132
Transportation	134
Residential programs	136

Home & Community Based Services

Average Cost per person	\$59,123
Average Medicaid payment (63%)	\$37,247
Average Darke DD payment (37%)	\$21,876