

2019 Annual Report



**52 individuals
employed by 35
employers**

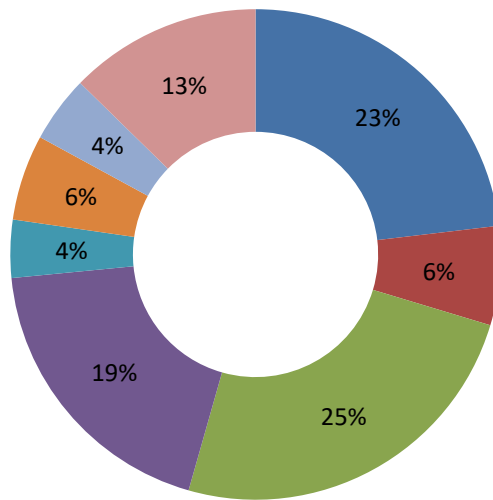
Mission Statement
The Darke County Board of Developmental Disabilities exists to help people live their best lives. We recognize that all people are valuable and have potential. It is the mission of our agency to empower people with developmental disabilities to explore possibilities for their lives by maximizing independence, community participation, employment, and economic self-sufficiency in their daily life experiences.



Facebook likes: 1,838
(an increase of 217 from 2018)



Facebook followers: 1,826
(an increase of 224 from 2018)



Expenses by Service

- Match for Federal Funds \$900,000
- Community Living \$254,179
- Service Coordination \$962,613
- Administration \$741,611
- Services for Adults \$148,553
- Services for Children \$219,810
- Facility Maintenance & Utilities \$170,883
- Interfund transfers/Other \$493,309

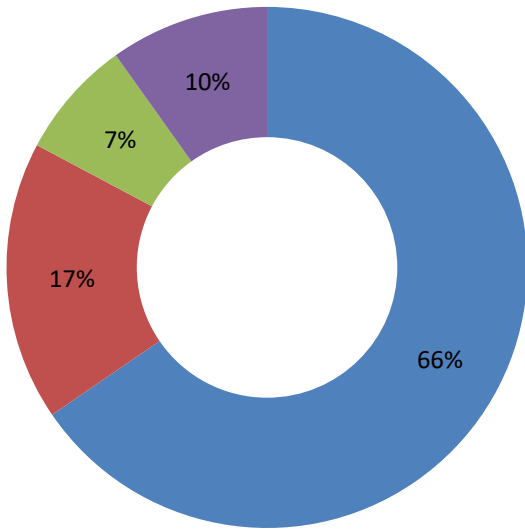
State and Local Levy Funds to Serve Individuals through Private Providers

Person Centered Services	\$1,156,670.72
Divine Residential Living	\$925,709.62
Independent Providers (multiple)	\$743,261.90
Toward Independence	\$696,325.66
Champaign Residential	\$686,974.18
Consumer Support Services	\$605,264.60
UCM Day Services	\$501,011.27
Your Happy Place	\$342,296.11
MPA Services, Inc.	\$338,125.90
The CA Group, Inc.	\$219,373.44
Small Agency Providers (multiple)	\$153,543.88
T&D of Ohio	\$131,842.50
Beyond Homecare	\$109,288.88
Destiny Home Health Agency	\$107,324.96
Caregiver Homes of Ohio	\$98,935.44



Served
121
children in Early
Intervention (ages
birth to 3 years old)

*"Start by doing
what's necessary;
then do what's
possible; and
suddenly you are
doing the
impossible"*
- Francis of Assisi



Revenue \$4,732,782

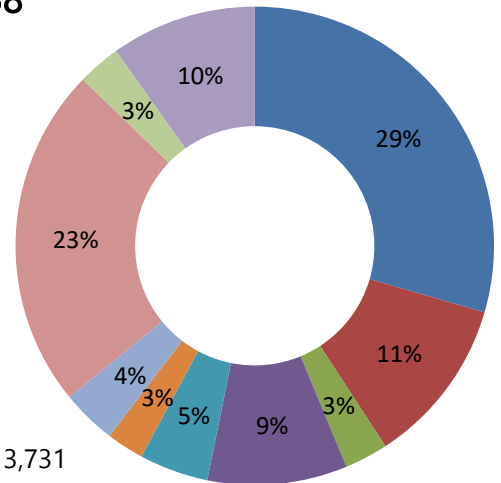
- Property Taxes \$3,097,033
- Medicaid funding \$820,506
- Federal/State funding \$348,585
- Interfund transfers/Other \$466,658



There are **40** independent providers & **31** agency providers in Darke County

Expenses \$3,890,958

- Wages \$1,147,267
- Employee Benefits \$440,335
- Supplies/Other \$114,131
- Contracted Services \$367,628
- Interagency Costs \$181,878
- Capital Housing Costs \$98,375
- Facility Renovation \$144,613
- Medicaid Match \$900,000
- Facility Maintenance & Utilities \$113,731
- Interfund transfers \$383,000



Waiver Information
81 IO Waivers
70 Level 1 Waivers
17 SELF Waivers
 Quick Fact: 15 were new in 2019

Completed **47** eligibility assessments, age 6 and up, **finding 31 eligible** including 18 newly eligible

Adults received services in

Facility or Community Based Day programs	130
Transportation	133
Residential programs	145

Home & Community Based Services

Average Cost per person	\$59,700
Average Medicaid payment (63%)	\$37,611
Average Darke DD payment (37%)	\$22,089