


2020 Annual Report




60 individuals
employed by **42**
employers

Mission Statement

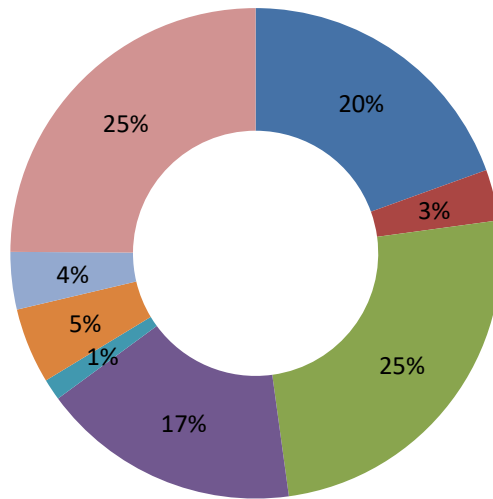
The Darke County Board of Developmental Disabilities exists to help people live their best lives. We recognize that all people are valuable and have potential. It is the mission of our agency to empower people with developmental disabilities to explore possibilities for their lives by maximizing independence, community participation, employment, and economic self-sufficiency in their daily life experiences.



Facebook likes: 1,999
(an increase of 161 from 2019)



Facebook followers: 1,987
(an increase of 161 from 2019)



Expenses by Service

- Match for Federal Funds \$950,000
- Community Living \$164,079
- Service Coordination \$1,217,706
- Administration \$832,594
- Services for Adults \$68,878
- Services for Children \$243,198
- Facility Maintenance & Utilities \$184,408
- Interfund transfers/Other \$1,214,093

State and Local Levy Funds to Serve Individuals through Private Providers

Divine Residential Living	\$1,188,535.37
Person Centered Services	\$1,181,809.20
Independent Providers (multiple)	\$1,126,202.91
Toward Independence	\$890,222.57
Consumer Support Services	\$790,754.51
Champaign Residential	\$723,849.76
Your Happy Place	\$463,653.12
MPA Services, Inc.	\$341,573.14
UCM Day Services	\$338,125.90
VentureLinx	\$199,355.10
Small Agency Providers (multiple)	\$193,346.07
Destiny Home Health Agency	\$159,692.10
T&D of Ohio Inc	\$146,194.52
Caregiver Homes of Ohio	\$106,604.24

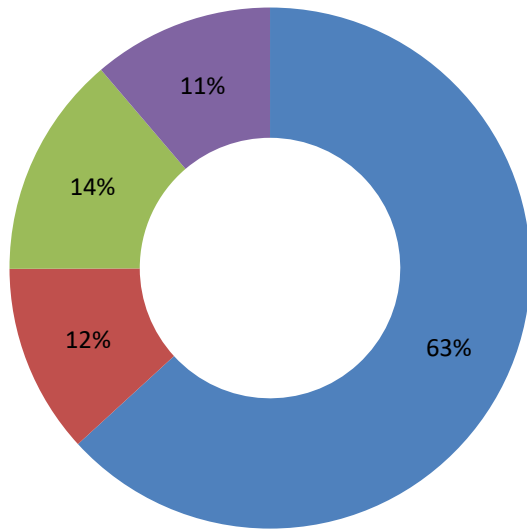
"Start by doing what's necessary; then do what's possible; and suddenly you are doing the impossible"
- Francis of Assisi



Served

139

children in Early Intervention (ages birth to 3 years old)



Revenue \$4,969,306

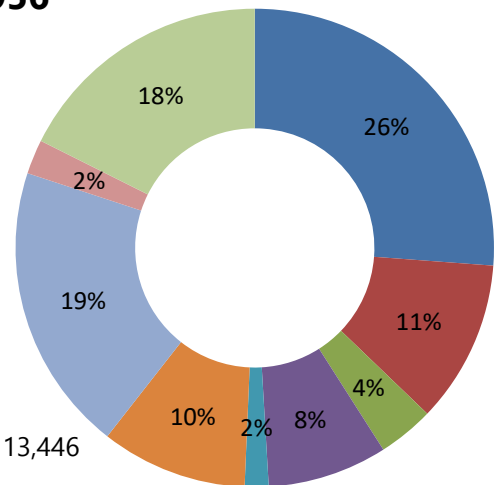
- Property Taxes \$3,140,256
- Medicaid funding \$584,406
- Federal/State funding \$686,358
- Interfund transfers/Other \$558,286



There are **42** independent providers & **29** agency providers in Darke County

Expenses \$4,874,956

- Wages \$1,276,261
- Employee Benefits \$536,323
- Supplies/Other \$184,508
- Contracted Services \$394,885
- Interagency Costs \$78,531
- Interfund transfers \$482,223
- Medicaid Match \$950,000
- Facility Maintenance & Utilities \$113,446
- Facility Renovation & Capital \$858,779



Waiver Information

86 IO Waivers
70 Level 1 Waivers
16 SELF Waivers
 Quick Fact: 11 were new in 2020

Completed **47** eligibility assessments, age 6 and up, finding **19** eligible including 8 newly eligible

Adults received services in

Facility or Community Based Day programs	130
Transportation	133
Residential programs	145

Home & Community Based Services

Average Cost per person	\$64,217
Average Medicaid payment (66%)	\$42,383
Average Darke DD payment (34%)	\$21,834
<small>(includes enhanced Medicaid payment amount due to pandemic)</small>	