

## 2021 Annual Report



**70** individuals  
employed by **43**  
employers

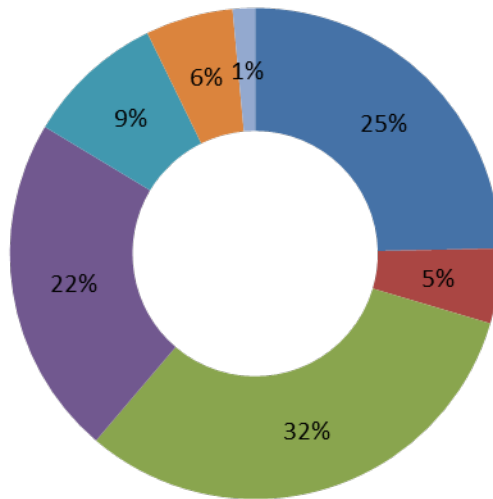
**Mission Statement**  
The Darke County Board of Developmental Disabilities exists to help people live their best lives. We recognize that all people are valuable and have potential. It is the mission of our agency to empower people with developmental disabilities to explore possibilities for their lives by maximizing independence, community participation, employment, and economic self-sufficiency in their daily life experiences.



**Facebook likes: 2,809**  
(an increase of 810 from 2020)



**Facebook followers: 3,003**  
(an increase of 1,016 from 2020)



### Expenses by Service

- Match for Federal Funds \$955,000
- Community Living \$190,829
- Service Coordination \$1,225,052
- Administration \$867,136
- Services for Adults & Children \$353,681
- Facility Maintenance & Utilities \$223,305
- Interfund transfers/Other \$57,009

### State and Local Levy Funds to Serve Individuals through Private Providers

Divine Residential Living	\$1,264,677.75
Independent Providers (multiple)	\$1,167,101.31
Person Centered Services	\$1,074,933.59
Toward Independence	\$826,470.44
Consumer Support Services	\$742,699.09
Champaign Residential	\$695,705.92
Your Happy Place	\$534,573.45
Basinger Life Enhancement Support	\$423,693.92
MPA Services, Inc.	\$377,054.70
UCM Day Services	\$342,375.67
Caregiver Homes of Ohio	\$180,837.86
Small Agency Providers (multiple)	\$171,485.43
T&D of Ohio Inc	\$150,643.80
ventureLinx	\$133,591.70
David Setser	\$124,327.84

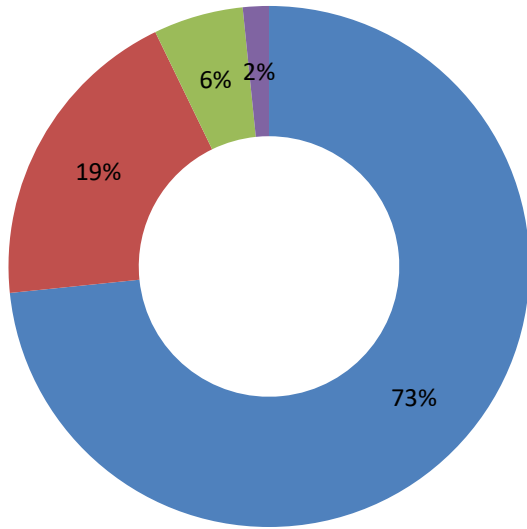


Served

**146**

children in Early Intervention (ages birth to 3 years old)

**Disability**  
does not mean  
**Inability**



## Revenue \$4,320,099

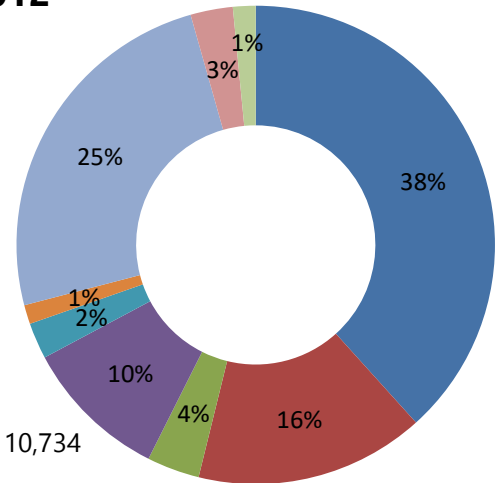
- Property Taxes \$3,170,040
- Medicaid funding \$839,471
- Federal/State funding \$240,817
- Interfund transfers/Other \$69,771



There are **43** independent providers & **28** agency providers in Darke County

## Expenses \$3,872,012

- Wages \$1,483,656
- Employee Benefits \$601,164
- Supplies/Other \$137,728
- Contracted Services \$379,583
- Interagency Costs \$94,793
- Interfund transfers \$50,000
- Medicaid Match \$955,000
- Facility Maintenance & Utilities \$110,734
- Facility Improvements \$59,354



### Waiver Information

**87** IO Waivers  
**71** Level 1 Waivers  
**11** SELF Waivers  
 Quick Fact: 6 were new in 2021

Completed  
**49**  
 eligibility assessments, age 6 and up,  
**finding 30 eligible**  
 including 15 newly eligible

### Adults received services in

Facility or Community Based Day programs	124
Transportation	119
Residential programs	166

### Home & Community Based Services

Average Cost per person	\$60,312
Average Medicaid payment (66%)	\$39,806
Average Darke DD payment (34%)	\$20,506
<small>(includes enhanced Medicaid payment amount due to pandemic)</small>	