

2022 Annual Report



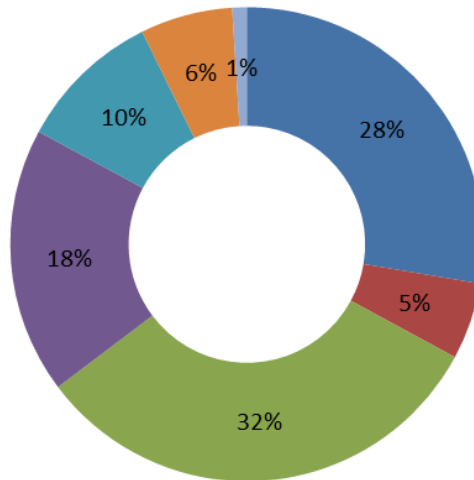
65 individuals
employed by **45**
employers

Mission Statement

The Darke County Board of Developmental Disabilities exists to help people live their best lives. We recognize that all people are valuable and have potential. It is the mission of our agency to empower people with developmental disabilities to explore possibilities for their lives by maximizing independence, community participation, employment, and economic self-sufficiency in their daily life experiences.



Adults with
developmental
disabilities
volunteered
1,726 hours
in 2022



Expenses by Service

Match for Federal Funds	\$1,085,000
Community Living	\$205,555
Service Coordination	\$1,248,226
Administration	\$712,446
Services for Adults & Children	\$385,164
Facility Maintenance & Utilities	\$247,460
Interfund transfers/Other	\$39,000

State and Local Levy Funds to Serve Individuals through Private Providers

Divine Residential Living	\$1,068,989.09
Independent Providers (multiple)	\$1,342,732.48
Person Centered Services	\$999,814.70
Toward Independence	\$770,825.07
Consumer Support Services	\$663,373.66
Champaign Residential	\$584,020.20
Your Happy Place	\$488,764.49
MPA Services, Inc.	\$382,140.72
Small Agency Providers (multiple)	\$361,758.75
UCM Day Services	\$318,597.35
Caregiver Homes of Ohio	\$159,486.95
David Setser	\$156,231.12
T&D of Ohio Inc	\$153,735.60
Basinger Life Enhancement Support	\$141,694.68



Served

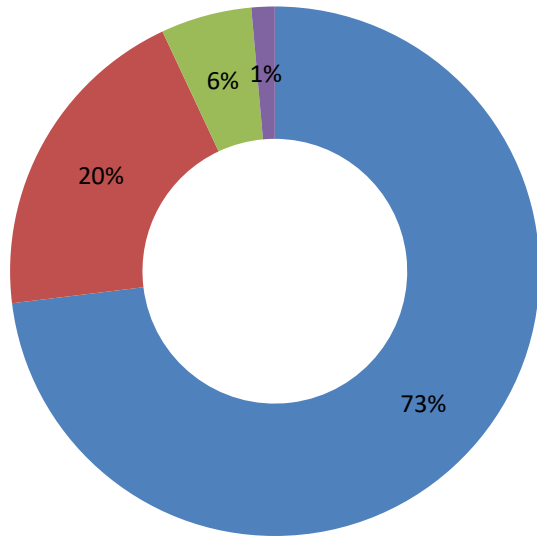
161

children in Early
Intervention (ages
birth to 3 years old)

Disability

does not mean

Inability



Revenue \$4,402,675

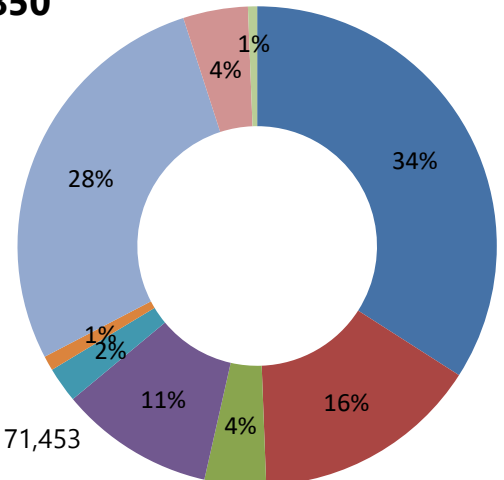
- Property Taxes \$3,216,956
- Medicaid funding \$878,623
- Federal/State funding \$244,513
- Interfund transfers/Other \$62,583



There are **55** independent providers & **27** agency providers in Darke County

Expenses \$3,922,850

- Wages \$1,336,147
- Employee Benefits \$601,640
- Supplies/Other \$162,589
- Contracted Services \$408,921
- Interagency Costs \$93,907
- Interfund transfers \$39,000
- Medicaid Match \$1,085,000
- Facility Maintenance & Utilities \$171,453
- Facility Improvements \$24,194



Waiver Information

93 IO Waivers
77 Level 1 Waivers
8 SELF Waivers
 Quick Fact: 7 were new in 2022



Completed

57

eligibility assessments, age 6 and up,

finding 38 eligible

including 17 newly eligible

Adults received services in

Facility or Community Based Day programs	113
Transportation	113
Residential programs	153

Home & Community Based Services

Average Cost per person	\$48,844
Average Medicaid payment (66%)	\$32,725
Average Darke DD payment (34%)	\$16,119
<small>(includes enhanced Medicaid payment amount due to pandemic)</small>	